



Patient Positioning Strap


Instructions For Use



Step 1
Pass the buckle of strap A under the rail with "1" pointing down




Step 2
Thread the end of strap A through the buckle



Step 3
Pull the strap tight



Step 4
On the opposite side of the table, pass the buckle of strap B under the rail with "3" pointing down



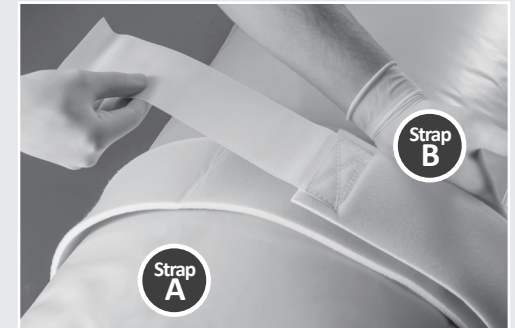
Step 5
Thread the end of strap B through the buckle



Step 6
Pull the strap tight



Step 7
Release the hook from strap B



Step 8
Secure strap B to Strap A



EUROPEAN REPRESENTATIVE
Emergo Europe B.V.
Westervoortsedijk 60, 6827
AT Arnhem, The Netherlands
www.emergobyul.com



MANUFACTURER
GRI Medical & Electronic Technology Co., Ltd.
www.alleset.com
1805 Honggao Road, 314031
Jiaxing, Zhejiang, PEOPLE'S REPUBLIC OF CHINA



IMPORTER
GRI-Alleset Limited B.V.
Kingsfordweg 151, 1043 GR
Amsterdam, THE NETHERLANDS

U.S. HEADQUARTERS
Alleset, Inc.
www.alleset.com
4142 Industry Way
Flowery Branch, GA 30542 U.S.A.



Not made with natural rubber latex

